

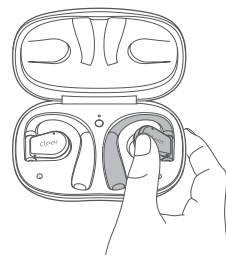
cleer

ARC II Sport

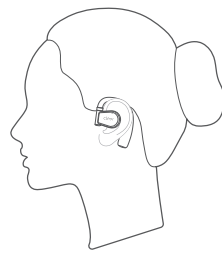
Smart Open Ear True Wireless Headphone

User Manual

Remove the earbuds



Remove the earbuds



Correct fitting position

Cleer+ App

The Cleer+ app gives you a more customized control to your ARC II. Download the Cleer+ app from the App Store (for iOS devices) or Google Play (for Android devices).

With the Cleer+ app you can:

- Motion control settings
- Step counting and management
- Customized operation settings
- Sedentary reminder
- Earbud loss reminder
- Firmware upgrade



* These settings are saved to your ARC II, so you can enjoy with any playback device connected to your ARC II.

Search Cleer+

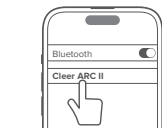


Bluetooth pairing



1. When both earbuds are in the charging case, long press the MFB button on the case until the LEDs of the earbuds start flashing alternately between red and white.

2. If the earbuds are out of the charging case, just tap either left or right earbud 5 times to put the earbuds into the pairing mode.



3. Select "Cleer ARC II" in the pairing list on your mobile device.

* When you open the charging case for the first time, ARC II will be in pairing mode automatically.
 ** When you place the earbuds back to the charging case, they will disconnect automatically.
 *** The earbuds will connect to the last connected device when opening the charging case.
 **** The earbuds can go into the pairing mode by tapping 5 times, and they can connect to a new device. The earbuds are now connecting with 2 devices at the same time.
 ***** When the earbuds are beyond Bluetooth pairing distance, they will be disconnected. If they are back within 5 minutes, they will automatically restore the connection, otherwise you need to connect manually.

OWN THE MOMENT

Find this user manual on www.cleeraudio.com

Follow us on social media



@CleerSound



@CleerAudio

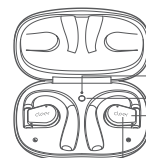
v9

Fitting

Rotate the earhook hinge and slide the earhook behind your ear until it rests gently over the top of your ear.

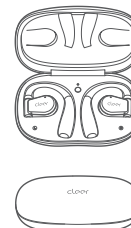


Function introduction



- LED indicator of charging case
- Multi Function Button (MFB) button of charging case
- LED indicator of earbud
- Touch panel of earbud

Power on/off



1. ARC II will auto-power on when you open the charging case.

2. ARC II will auto-power off when you replace the earbuds in the case and close the lid.

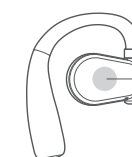
3. Without the charging case:

- Tap either left or right earbud 3 times and hold on the 3rd tap for 2 seconds, both earbuds will power off at the same time, and you will also hear the voice prompt "Power off".
- Tap either left or right earbud 3 times and hold on the 3rd tap for 2 seconds, the earbud will power on and you will hear the voice prompt "Power on". The earbuds can only be powered on one by one.

4. ARC II will automatically turn off when there is no use for 15 minutes. To change this time, go into Settings on the Cleer + App.



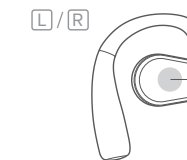
Earbuds control (Volume)



- Right earbud
Double tap x2
hold on 2nd tap Volume up continuously
- Left earbud
Double tap x2
hold on 2nd tap Volume down continuously

Earbuds control (Playback and call)

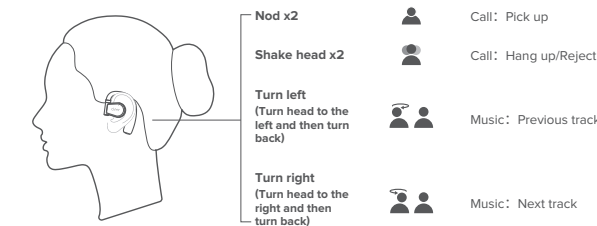
* You can customize the touch on Cleer+ App by yourself.



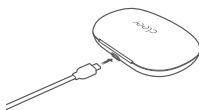
- Single tap x1 Music: Play/Pause
- Double tap x2 Music: Next track
Call: Pick up/hang up call
- Triple tap x3 Music: Previous track
- Tap and hold Trigger default voice assistant
Call: Reject call

Head motion control (Music/Call)

* This function is deactivated by default. Activate it in Cleer+ App.



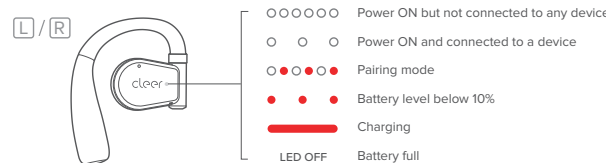
Charging



Connect ARC II carry case to a power source with USB-C cable.

A 10-minute charge of earbuds will offer 1 hour of play time. Up to 8 hours of total playtime with fully charged earbuds. With additional 27 hours with charging case.

LED behavior



While being charged



Not being charged



* Open the charging case or single press the MFB button on the charging case, LED light will be on 5 seconds to indicate the battery level of the case.

Sterilization with UV-C light

- Put the earbuds back in the charging case.
- The UV LED sterilization will be automatically activated when closing the case.
- The sterilization will last for 10 seconds and can kill 99.9% or more bacteria in the corresponding area of the earbuds.
- The UV LED will be automatically turned off once the case is opened. No UV Rays will leak out.

* The data comes from authorized third-party testing institutions. All the data is obtained at the laboratory and is for reference only. The sterilization can effectively kill 99.9% or more harmful bacteria such as Staphylococcus aureus, Escherichia coli, Candida albicans, Salmonella, Klebsiella pneumoniae and Pseudomonas aeruginosa at the corresponding area on the earbuds.

Restore factory setting

There are two ways to restore factory setting

- Using Cleer+ App, click [Settings] > [More Settings] > [Factory Reset], to complete the operation.
- Using the charging case, put the earbuds back to the charging case and long press the MFB button for 10 seconds until a prompt of "Restore bluetooth setting" comes out from earbuds.

Specifications

Driver:	16.2mm neodymium dynamic driver
Audio CODEC support:	aptX™ Lossless, aptX™ Adaptive, AAC, SBC
Frequency response range:	20 - 20,000Hz
Connections:	USB-C cable for charging, Charging current 5V/2A
UVC:	270±10nm
Battery charging (earbuds) :	A 10-minute charge will give 1 hour of playtime; less than 2 hours for a full charge (when charging via the USB-C cable provided).
Playback time:	Up to 8 hours*, in total 35 hours with charging case
Support:	Bluetooth 5.3, A2DP v1.3.2, AVRCP v1.6.2, HFP v1.8
Weight:	14g (per earbud), 130g (both earbuds and case)

*Data comes from Cleer Lab. The playtime is tested by AAC-encoded audio at 50% volume on Apple mobile device. Specific battery life will vary depending on the volume, connected device and usage habits. Please refer to your mobile device when you use them.

Maintenance

- If the earbuds are exposed to dust, sweat, ink, oil, pollen, or chemicals (such as soap, hand sanitizer, shampoo, shower gel, laundry detergent, detergent, cosmetics, anti-UV products, antibacterial spray, high-concentration alcohol, insecticide, and mosquito repellent) and other substances that may cause damage to the earbuds, please wet a piece of cloth with less water and wipe the earbuds. Then, wipe them with a piece of dry, hairless soft cloth and dry them in the air.
- Do not use any chemicals or organic solvents (such as soapy water, hand sanitizer or other acid-base solvents) to clean the earbuds, or the residual may cause skin irritation.
- Please regularly use a soft, hairless cloth to wipe the earbuds. Do not use paper towels or cloth containing wood fibers. Do not use dirty or abrasive cloth.
- When you put the earbuds back into the charging case for charging, please make sure that the earbuds are dry and clean.
- When charging of the earbuds fails, please check whether the charging contact point of the charging case and earbuds are dirty. If yes, please wipe them clean with a piece of cloth or cotton, then try again.

WARRANTY

Cleer Limited Warranty

Cleer Limited warrants this product against defects in material or workmanship for (1) year as set forth below when purchased directly from Cleer Limited or a Cleer Limited authorized retailer. Pursuant to this Limited Warranty, Cleer Limited will, at its option, (i) repair the product using new or refurbished parts or (ii) replace the product with a new or refurbished product. For purposes of this Limited Warranty, "refurbished" means a product or part that has been returned to its original specifications. In the event of a defect, these are your exclusive remedies.

Labor: For a period of (1) year from the original date of purchase of the product ("Labor Warranty"), Cleer Limited will, at its option, repair or replace with new or refurbished product, product determined to be defective. If Cleer Limited elects to replace the product after this Labor Warranty has expired but while the parts warranty is still in effect, it will do so for the applicable labor charge.

Parts: For a period of (1) year from the original date of purchase of the product ("Parts Warranty"), Cleer Limited will supply new or refurbished replacement parts in exchange for parts determined to be defective.

This Limited Warranty covers only the hardware components packaged with the Product. It does not cover technical assistance for hardware or software usage and it does not cover any software products whether or not contained in the Product; any such software is provided "AS IS" unless expressly provided for in any enclosed software Limited Warranty. Please refer to the End User License Agreements included with the Product for your rights and obligations with respect to the software.

Instructions: To obtain warranty service, you must deliver the Product, freight prepaid, in either its original packaging or packaging affording an equal degree of protection to the original Cleer Limited retailer (point of purchase) or Cleer Limited Customer Service. It is your responsibility to backup any data, software or other materials you may have stored or preserved on your unit. It is unlikely that such data, software or other materials will be lost or reformatted during service and Cleer Limited will not be responsible for any such damage or loss. A dated purchase receipt from Cleer Limited or a Cleer Limited retailer is required. For specific instructions on how to obtain warranty service for your product,

Visit the Cleer Limited website: www.cleeraudio.com

Following warranty service your original Product or a replacement Product will be returned to you as your Product was configured when originally purchased.

Repair / Replacement Warranty: This Limited Warranty shall apply to any repair, replacement part or replacement product for the remainder of the original Limited Warranty period or for (90) days, whichever is longer. Any parts or product replaced under this Limited Warranty will become property of Cleer Limited.

This Limited Warranty shall not apply to: (a) consumable parts, such as batteries that are designed to diminish over time, unless failure has occurred due to a defect in materials or workmanship; (b) cosmetic damage, including but not limited to scratches, dents and broken plastic on ports; (c) defects caused by normal wear and tear or otherwise due to the normal aging of the device; (d) damage caused by accident, negligence, abuse, misuse, fire, earthquakes, acts of God or damage resulting from liquid outside of the approved levels; (e) damage caused by operating the device outside Cleer Limited published guidelines; (f) damage caused by service performed by anyone who is not a representative of Cleer Limited or a Cleer Limited authorized service provider; (g) Products whose seals are tampered; (h) Products whose serial numbers have been removed or defaced from such Product; (i) modifications, alterations or repairs to the Product made by a party other than Cleer Limited or a party authorized by Cleer Limited; (j) any failure by End User or a third party to comply with environmental and storage requirements for the Product specified by Cleer Limited, including, without limitation, temperature or humidity ranges; or (k) use of the Product in combination with any third-party devices or products that have not been provided or recommended by Cleer Limited.

LIMITATION ON DAMAGES: CLEER LIMITED SHALL NOT BE LIABLE FOR ANY INCIDENTAL OR CONSEQUENTIAL DAMAGES FOR BREACH OF ANY EXPRESS OR IMPLIED WARRANTY ON THIS PRODUCT.

DURATION OF IMPLIED WARRANTIES: EXCEPT TO THE EXTENT PROHIBITED BY APPLICABLE LAW, ANY IMPLIED WARRANTY OF MERCHANTABILITY OR FITNESS FOR A PARTICULAR PURPOSE ON THIS PRODUCT IS LIMITED TO THE DURATION OF THIS WARRANTY.

DISCLAIMER: THE LIMITED WARRANTY SET FORTH HEREIN IS EXCLUSIVE AND IN LIEU OF ALL OTHER WARRANTIES OR CONDITIONS RELATING TO THE PRODUCT, WHETHER EXPRESS OR IMPLIED, AND CLEER LIMITED EXPRESSLY DISCLAIMS ALL OTHER WARRANTIES AND CONDITIONS WHETHER EXPRESS, IMPLIED OR STATUTORY, INCLUDING ANY IMPLIED WARRANTIES OF MERCHANTABILITY, NON-INFRINGEMENT, FITNESS FOR A PARTICULAR PURPOSE, AND ANY WARRANTIES ARISING OUT OF COURSE OF DEALING OR USAGE OF TRADE AND AGAINST HIDDEN DEFECTS. TO THE FULLEST EXTENT PERMITTED BY LAW, CLEER LIMITED DOES NOT WARRANT THAT THE PRODUCT WILL MEET CUSTOMER'S REQUIREMENTS OR THAT USE OF THE PRODUCT WILL BE UNINTERRUPTED OR ERROR FREE. NO ADVICE OR INFORMATION, WHETHER ORAL OR WRITTEN, OBTAINED FROM CLEER LIMITED OR ELSEWHERE WILL CREATE ANY WARRANTY NOT EXPRESSLY STATED IN THIS WARRANTY.

NOTICE

Recycling



Your product is designed and manufactured with high quality materials and components, which can be recycled and reused. When you see the crossed out wheel bin symbol attached to a product, it means the product is covered by the European Directive 2002/96 EC:



Never dispose of your product with other household waste. Please inform yourself about the local rules on the separate collection of electrical and electronic products. The correct disposal of your old product helps prevent potentially negative consequences on the environment and human health. Your product contains batteries covered by the European Directive 2006/66/EC, which cannot be disposed of with normal household waste.

The device complies with RF specifications when the device used at 0mm from your body. Hereby, Cleer Limited. Declares that the product compliance with essential requirements and other relevant provisions of Directive 2014/53/EU.

Compliance with FCC rules

1. This device complies with Part 15 of the FCC Rules. Operation is subject to the following two conditions:

- (1) This device may not cause harmful interference.
 - (2) This device must accept any interference received, including interference that may cause undesired operation.
2. Changes or modifications not expressly approved by the party responsible for compliance could void the user's authority to operate the equipment.

NOTE: This equipment has been tested and found to comply with the limits for a Class B digital device, pursuant to Part 15 of the FCC Rules. These limits are designed to provide reasonable protection against harmful interference in a residential installation.

This equipment generates uses and can radiate radio frequency energy and, if not installed and used in accordance with the instructions, may cause harmful interference to radio communications. However, there is no guarantee that interference will not occur in a particular installation. If this equipment does cause harmful interference to radio or television reception, which can be determined by turning the equipment off and on, the user is encouraged to try to correct the interference by one or more of the following measures:

- Reorient or relocate the receiving antenna.
- Increase the separation between the equipment and receiver.
- Connect the equipment into an outlet on a circuit different from that to which the receiver is connected.
- Consult the dealer or an experienced radio/TV technician for help.

Radiation Exposure Statement:

This equipment complies with FCC radiation exposure requirement. The device can be used in portable exposure condition without RF restriction.

Register your product and get support at www.cleeraudio.com

©2023 Cleer Limited. All rights reserved.

The Bluetooth® word mark and logos are registered trademarks owned by Bluetooth SIG, Inc. and any use of such marks by Cleer Limited is under license. Other trademarks and trade names are those of their respective owners.

Qualcomm aptX is a product of Qualcomm Technologies International, Ltd. Qualcomm is a trademark of Qualcomm Incorporated, registered in the United States and other countries, used with permission. aptX is a trademark of Qualcomm Technologies International, Ltd., registered in the United States and other countries, used with permission.

Snapdragon Sound and Qualcomm aptX are products of Qualcomm Technologies, Inc. and/or its subsidiaries. Qualcomm, Snapdragon and Snapdragon Sound are trademarks or registered trademarks of Qualcomm Incorporated. aptX is a trademark of Qualcomm Technologies International, Ltd., registered in the United States and other countries.

Made in China.

